


Financial Accountability Report

USD #: D0409

USD Name: Atchison Public Schools

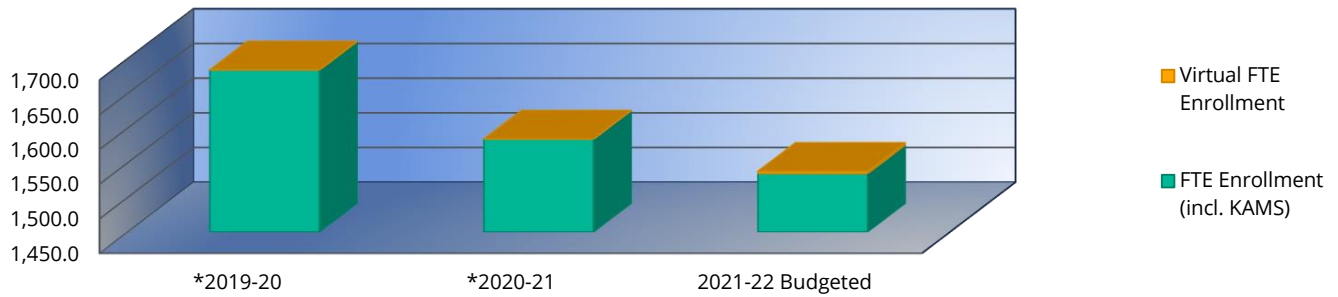
County Name: Atchison

School Year: 2022



Full Time Equivalency (FTE) Enrollment

	*2019-20	*2020-21	2021-22 Budgeted
FTE Enrollment (incl. KAMS)	1,683.7	1,584.1	1,534.5
Virtual FTE Enrollment	0.0	0.0	3.0
Total FTE Enrollment	1,683.7	1,584.1	1,537.5

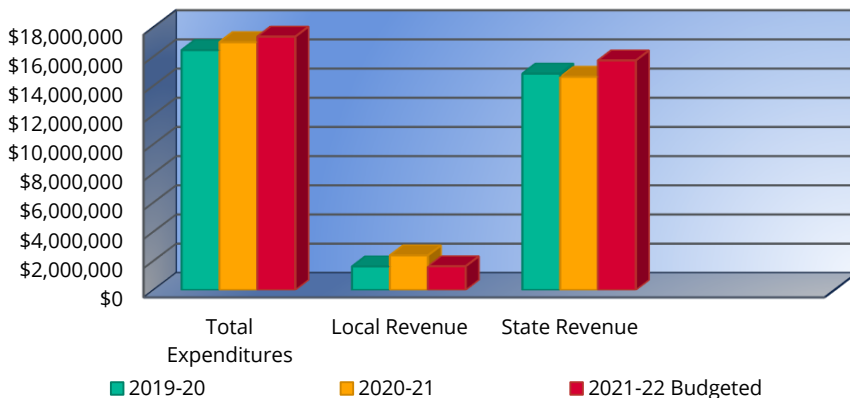


* Includes 2/20 count.

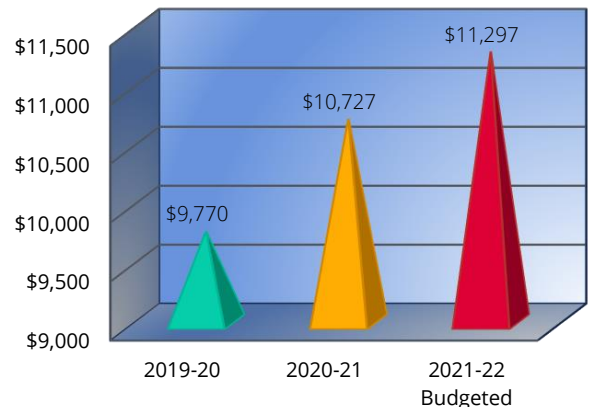
General & Supplemental General (06 & 08)

	2019-20	2020-21	2021-22 Budgeted
*Total Expenditures	\$16,449,135	\$16,993,123	\$17,369,453
Total Expenditures per Pupil	\$9,770	\$10,727	\$11,297
Local Revenue	\$1,618,724	\$2,374,355	\$1,632,199
State Revenue	\$14,830,411	\$14,618,768	\$15,737,254
Federal Revenue	\$0	\$0	\$0

Total Expenditures



Total Expenditures per Pupil



*Total Expenditures may not equal the sum of state, federal and local revenue. Typically this is a result of low assessed valuation and/or the large amount of federal property and federal impact aid in some districts.

Note: The scale for each chart will vary based on individual district's data.


Financial Accountability Report

USD #: D0409

USD Name: Atchison Public Schools

County Name: Atchison

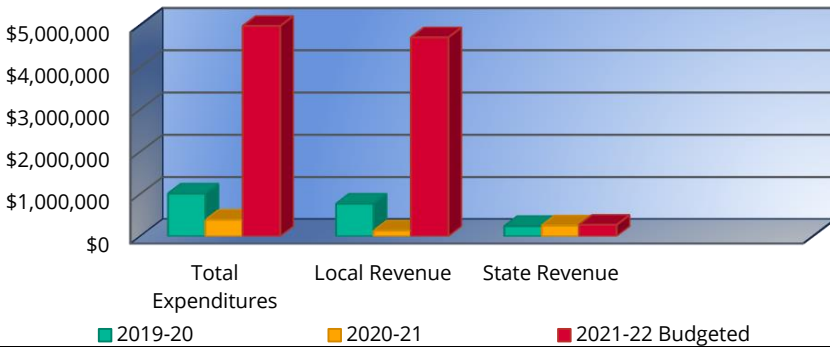
School Year: 2022



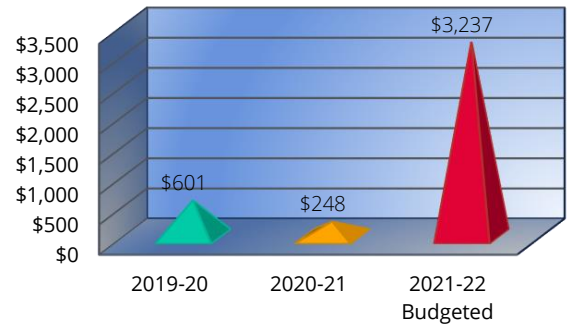
Capital Outlay (16)

	2019-20	2020-21	2021-22 Budgeted
*Total Expenditures	\$1,011,394	\$392,777	\$4,977,546
Total Expenditures per Pupil	\$601	\$248	\$3,237
Local Revenue	\$771,399	\$138,843	\$4,707,072
State Revenue	\$239,995	\$253,934	\$270,474
Federal Revenue	\$0	\$0	\$0

Total Expenditures



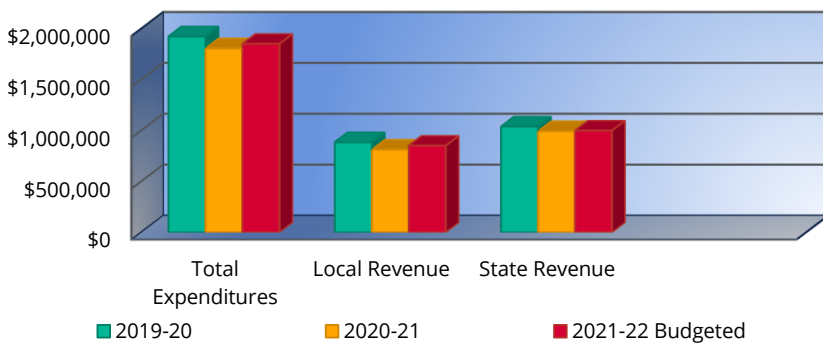
Total Expenditures per Pupil



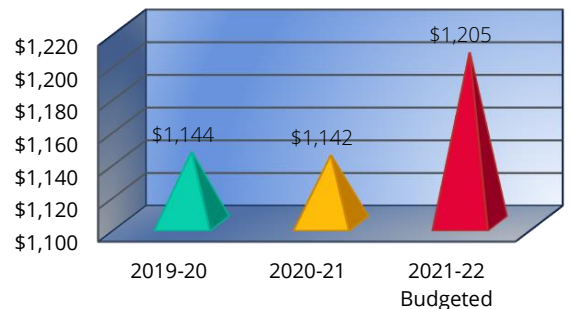
Bond & Interest (62 & 63)

	2019-20	2020-21	2021-22 Budgeted
*Total Expenditures	\$1,925,415	\$1,808,940	\$1,852,316
Total Expenditures per Pupil	\$1,144	\$1,142	\$1,205
Local Revenue	\$885,690	\$814,023	\$852,065
State Revenue	\$1,039,725	\$994,917	\$1,000,251
Federal Revenue	\$0	\$0	\$0

Total Expenditures



Total Expenditures per Pupil



*Total Expenditures may not equal the sum of state, federal and local revenue. Typically this is a result of low assessed valuation and/or the large amount of federal property and federal impact aid in some districts.


Financial Accountability Report

USD #: D0409

USD Name: Atchison Public Schools

County Name: Atchison

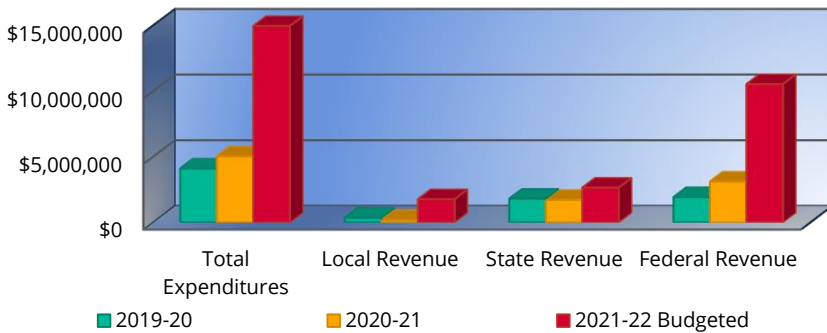
School Year: 2022



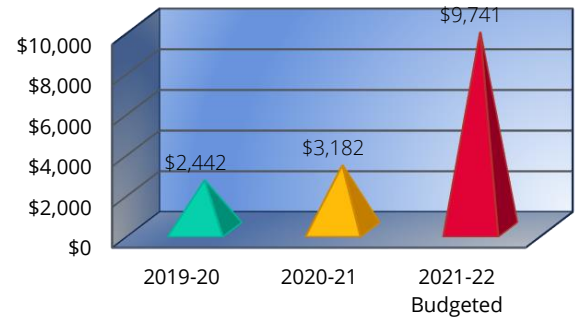
All Other Funds

	2019-20	2020-21	2021-22 Budgeted
*Total Expenditures	\$4,111,215	\$5,040,028	\$14,977,182
Total Expenditures per Pupil	\$2,442	\$3,182	\$9,741
Local Revenue	\$362,313	\$193,924	\$1,777,138
State Revenue	\$1,816,081	\$1,726,735	\$2,657,244
Federal Revenue	\$1,932,821	\$3,119,369	\$10,542,800

Total Expenditures



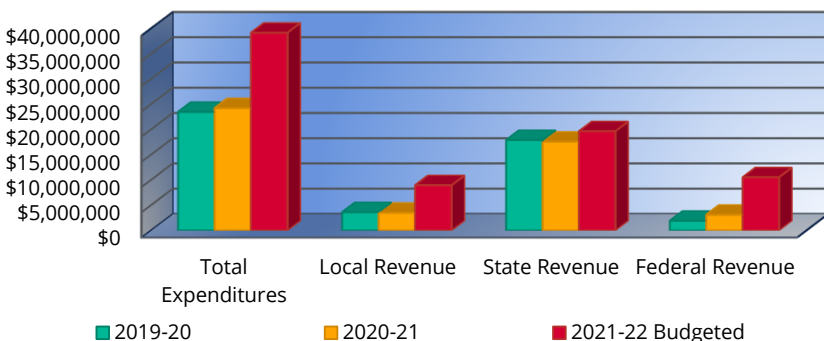
Total Expenditures per Pupil



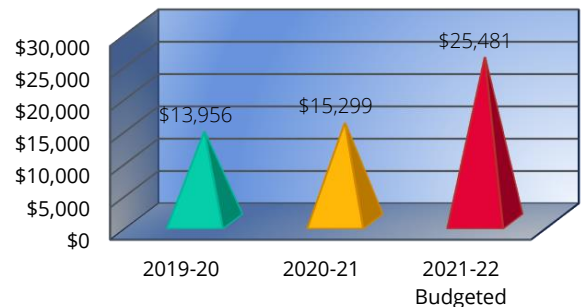
Total of All Funds

	2019-20	2020-21	2021-22 Budgeted
*Total Expenditures	\$23,497,159	\$24,234,868	\$39,176,497
Total Expenditures per Pupil	\$13,956	\$15,299	\$25,481
Local Revenue	\$3,638,126	\$3,521,145	\$8,968,474
State Revenue	\$17,926,212	\$17,594,354	\$19,665,223
Federal Revenue	\$1,932,821	\$3,119,369	\$10,542,800

Total Expenditures



Total Expenditures per Pupil



*Total Expenditures may not equal the sum of state, federal and local revenue. Typically this is a result of low assessed valuation and/or the large amount of federal property and federal impact aid in some districts.


Financial Accountability Report

USD #: D0409

USD Name: Atchison Public Schools

County Name: Atchison

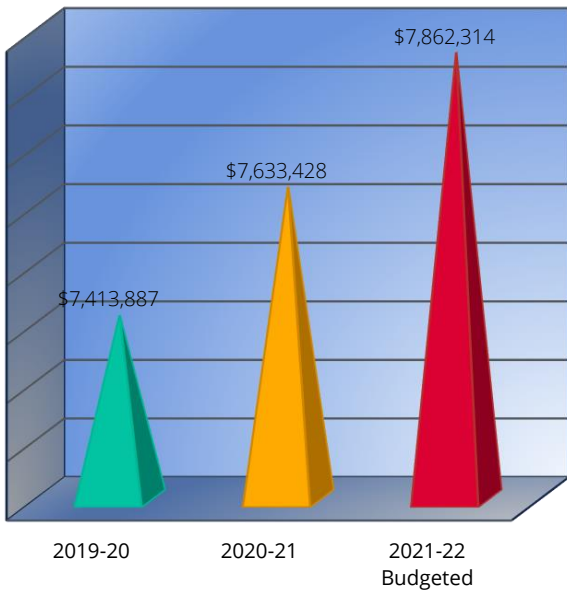
School Year: 2022



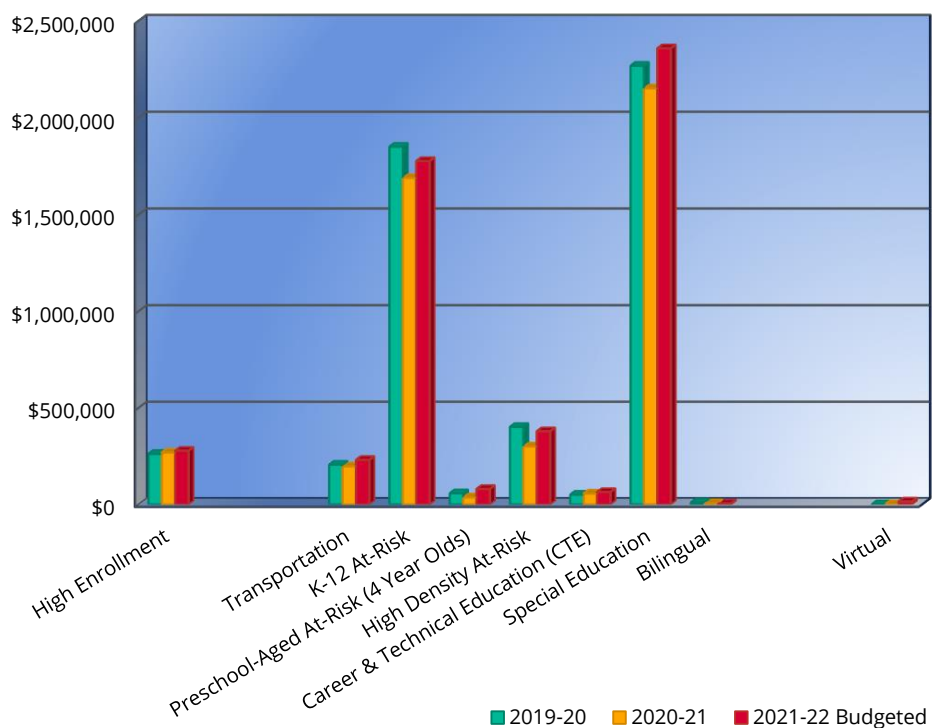
State Aid

	2019-20	2020-21	2021-22 Budgeted
Base State Aid	\$7,413,887	\$7,633,428	\$7,862,314
High Enrollment State Aid	\$261,724	\$268,657	\$278,125
Low Enrollment State Aid	\$0	\$0	\$0
School Facilities State Aid	\$0	\$0	\$0
Transportation State Aid	\$205,830	\$196,924	\$230,594
K-12 At-Risk State Aid	\$1,850,699	\$1,689,616	\$1,776,515
Preschool-Aged At-Risk (4 Year Olds) State Aid	\$57,668	\$36,552	\$80,002
High Density At-Risk State Aid	\$401,458	\$300,183	\$378,833
Career & Technical Education (CTE) State Aid	\$50,570	\$56,199	\$64,002
Special Education State Aid	\$2,268,820	\$2,152,050	\$2,358,990
Bilingual State Aid	\$9,759	\$5,940	\$5,177
Ancillary State Aid	\$0	\$0	\$0
Cost of Living State Aid	\$0	\$0	\$0
Virtual State Aid	\$0	\$0	\$15,000

BASE State Aid



All Other State Aid



Note: The scale for each chart will vary based on individual district's data.


Financial Accountability Report

USD #: D0409

USD Name: Atchison Public Schools

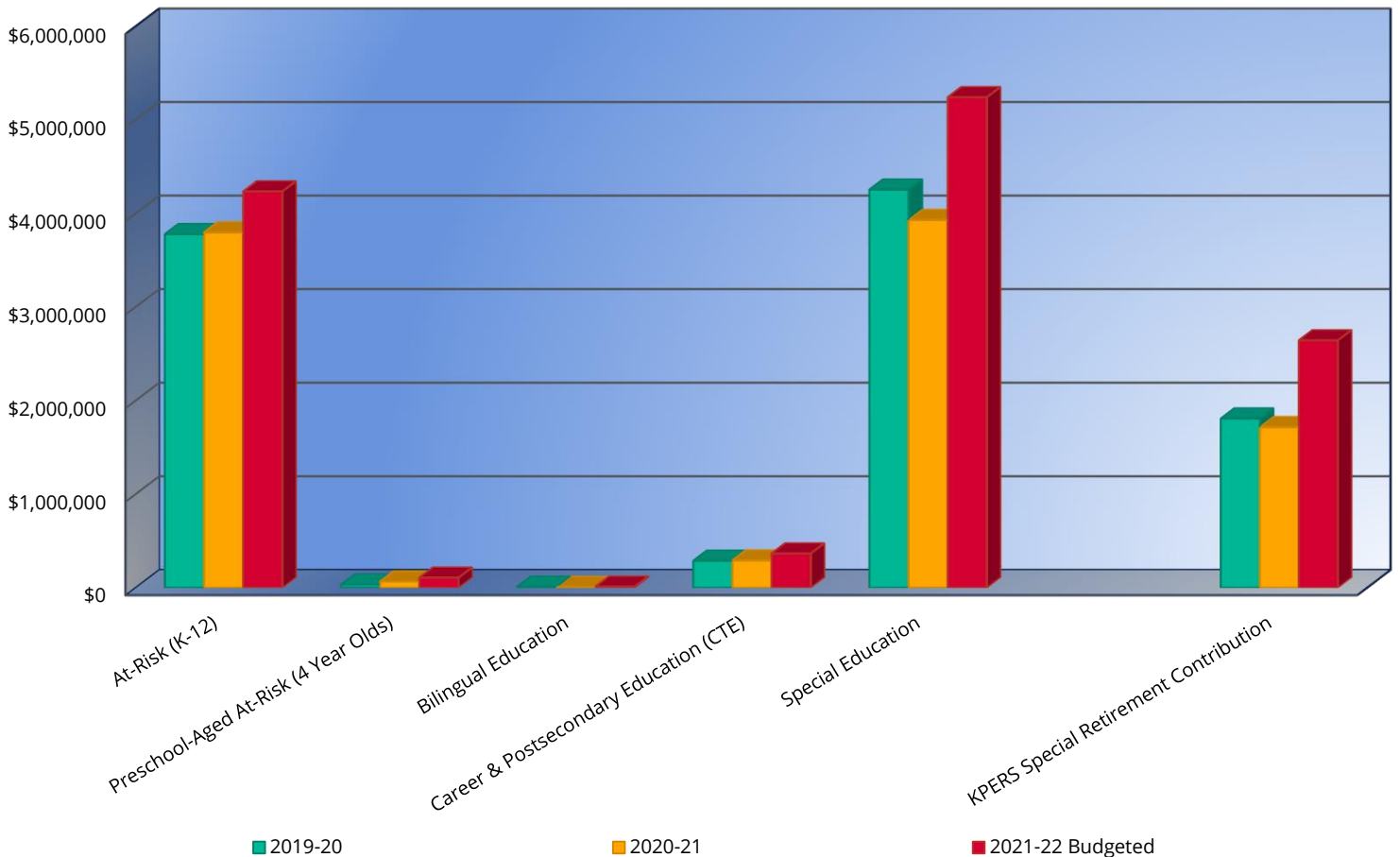
County Name: Atchison

School Year: 2022



Total Expenditures of Selected Funds

	2019-20	2020-21	2021-22 Budgeted
At-Risk (K-12) - 13	\$3,777,281	\$3,796,211	\$4,234,237
Preschool-Aged At-Risk (4 Year Olds) - 11	\$33,297	\$65,922	\$107,166
Bilingual Education - 14	\$10,000	\$5,940	\$10,800
Career & Postsecondary Education (CTE) - 34	\$287,319	\$290,980	\$365,504
Special Education - 30	\$4,252,939	\$3,928,142	\$5,241,117
Virtual Education - 15	\$0	\$0	\$0
KPERS Special Retirement Contribution - 51	\$1,806,837	\$1,715,613	\$2,642,044



Note: The scale for each chart will vary based on individual district's data.


Financial Accountability Report

USD #: D0409

USD Name: Atchison Public Schools

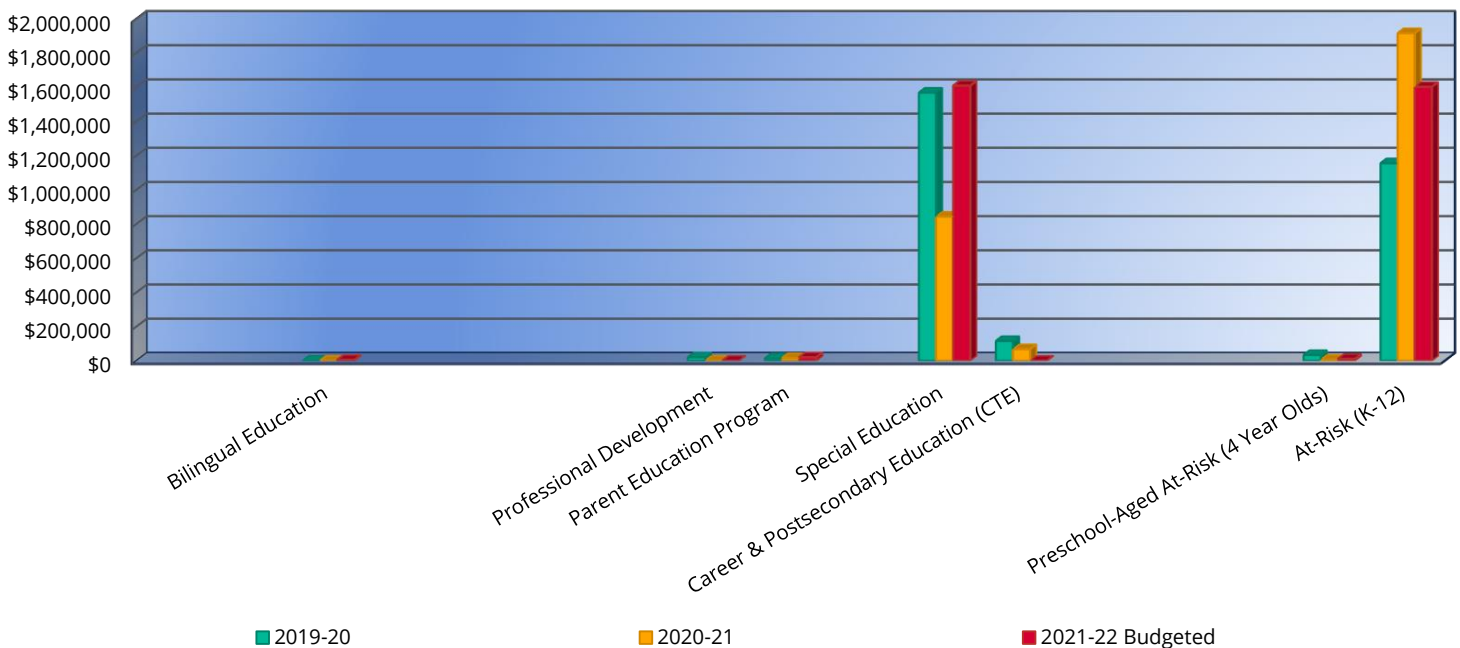
County Name: Atchison

School Year: 2022



Supplemental General (08) Transfers

	2019-20	2020-21	2021-22 Budgeted
Adult Education - 10	\$0	\$0	\$0
Adult Supplemental Education - 12	\$0	\$0	\$0
Bilingual Education - 14	\$0	\$0	\$5,000
Virtual Education - 15	\$0	\$0	\$0
Driver Training - 18	\$0	\$0	\$0
Extraordinary School Program - 22	\$0	\$0	\$0
Food Service - 24	\$0	\$0	\$0
Professional Development - 26	\$20,000	\$0	\$0
Parent Education Program - 28	\$14,000	\$15,000	\$20,000
Summer School - 29	\$0	\$0	\$0
Special Education - 30	\$1,568,011	\$843,000	\$1,608,850
Career & Postsecondary Education (CTE) - 34	\$115,000	\$68,000	\$0
Special Reserve Fund - 47	\$0	\$0	\$0
Special Liability Expense Fund - 42	\$0	\$0	\$0
Textbook & Student Material Revolving - 55	\$0	\$0	\$0
Preschool-Aged At-Risk (4 Year Olds) - 11	\$33,296	\$6,000	\$10,595
At-Risk (K-12) - 13	\$1,155,000	\$1,915,887	\$1,602,000



Note: The scale for each chart will vary based on individual district's data.


Financial Accountability Report

USD #: D0409

USD Name: Atchison Public Schools

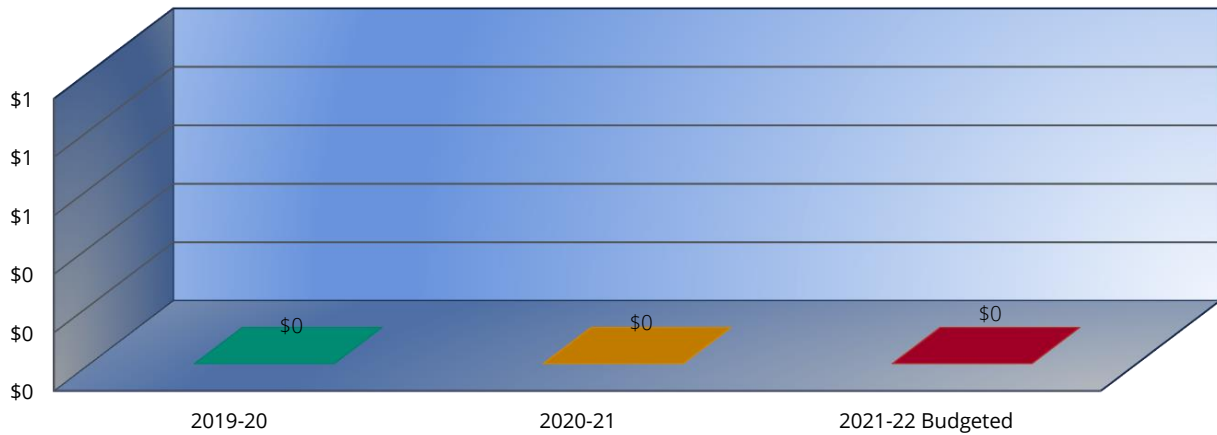
County Name: Atchison

School Year: 2022



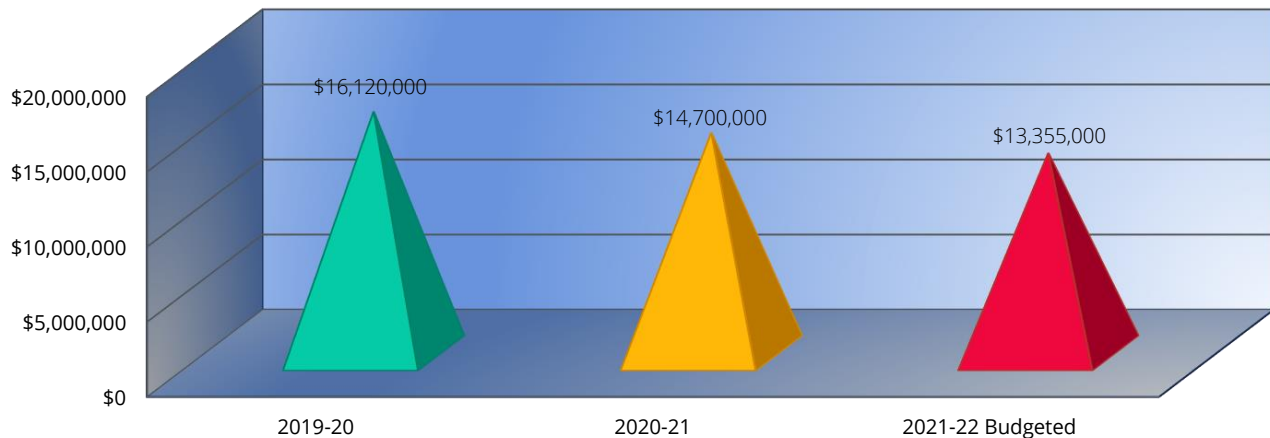
Article 6, Section 6 Constitutional Challenge

	2019-20	2020-21	2021-22 Budgeted
Total Expenditures	\$0	\$0	\$0
Aggregate Expenditures from 7/1/2010 to 6/30/2021		\$0	



General Obligation Bonded Indebtedness

	2019-20	2020-21	2021-22 Budgeted
Outstanding Principal (July 1)	\$16,120,000	\$14,700,000	\$13,355,000



Note: The scale for each chart will vary based on individual district's data.


Financial Accountability Report

USD #: D0409

USD Name: Atchison Public Schools

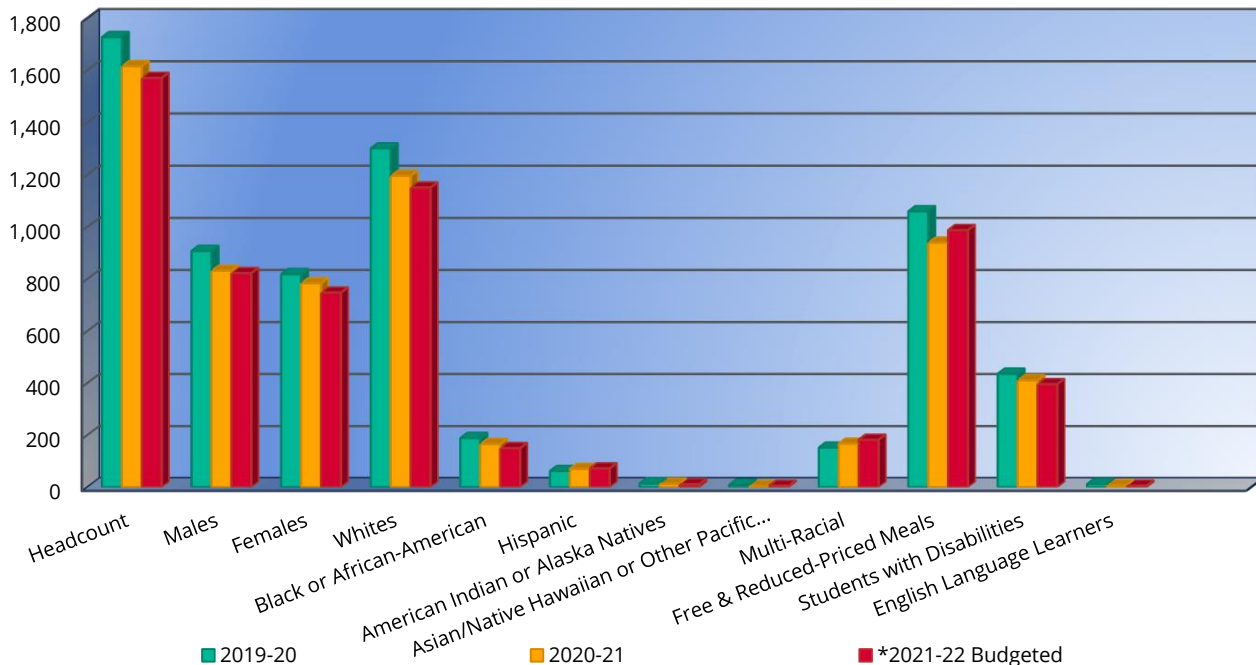
County Name: Atchison

School Year: 2022



Demographic Headcount¹

	2019-20	2020-21	*2021-22 Budgeted
Headcount	1,727	1,616	1,571
Males	908	832	823
Females	819	784	748
Whites	1,301	1,196	1,151
Black or African-American	189	166	150
~Hispanic	62	70	72
American Indian or Alaska Natives	14	13	11
Asian/Native Hawaiian or Other Pacific Islander	9	4	5
~Multi-Racial	152	167	182
Free & Reduced-Priced Meals	1,060	940	988
Students with Disabilities	436	411	396
English Language Learners	12	7	6
² Migrant	0	0	N/A



¹ Demographic Data is unaudited.

² Districts are in the process of submitting Migrant data for the current year.

~ Students that identify as Hispanic and multi-racial are reported only as Hispanic based on federal reporting guidelines.

* Starting in 2021-2022, Preschool-Aged At-Risk (3-years old) were funded in addition to Preschool-Aged At-Risk (4-years old), therefore, Preschool-Aged At-Risk (3-years old) are also included in headcounts starting in 2021-2022.